
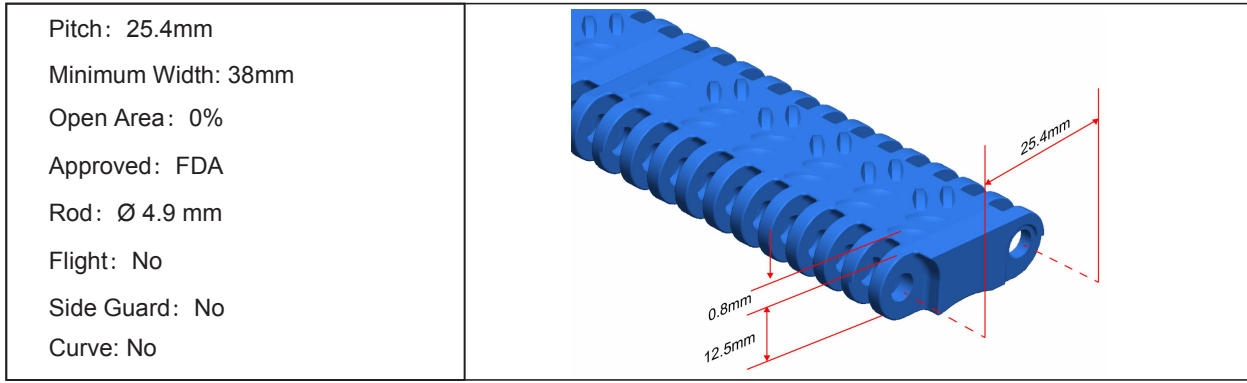


HS-4800D Technical Data Sheet





Data

Belt Material	Belt Strength			Temperature		Belt Weight (Kg/M ²)
	Straight		Curve	°C (min.)	°C (max.)	
	Kg/M(BW)	N/M(BW)				
Polypropylene	2500	25000	--	1	100	8.5
Acetal	4000	40000	--	-40	80	10.5

BW – Belt Width

Color Table

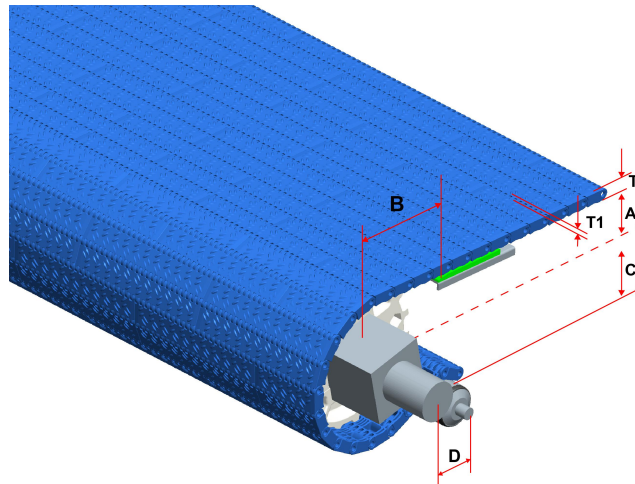
Polypropylene					Polyethylene					Acetal				
W	G	N	DB	B	W	G	N	DB	B	W	G	N	DB	B
●	●				●					●			●	●

W-White, G-Gray, N-Nature, DB-Dark brown, B-Blue

Friction Table

Belt Material	Friction Wear strips & Products							
	UHMW	HDPE	Steel	Glass	SUS	Plastic	Cardboard	Aluminum
Polypropylene	0.32	0.24	0.15	0.09	0.13	0.08	0.15	0.25
Polyethylene	0.13	0.11	0.26	0.19	0.31	0.16	0.21	0.41
Acetal	0.11	0.09	0.27	0.16	0.26	0.15	0.19	0.28

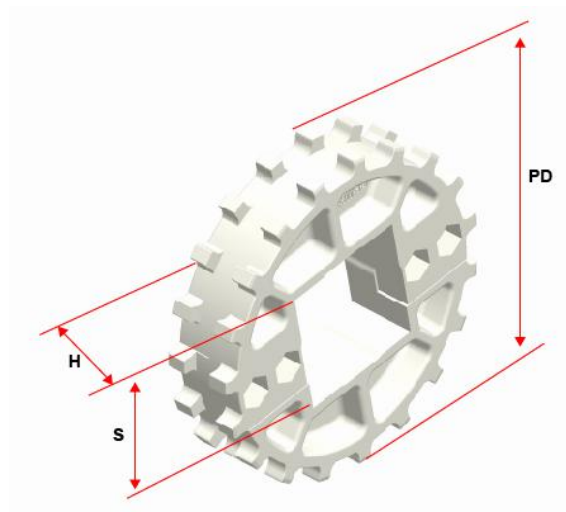
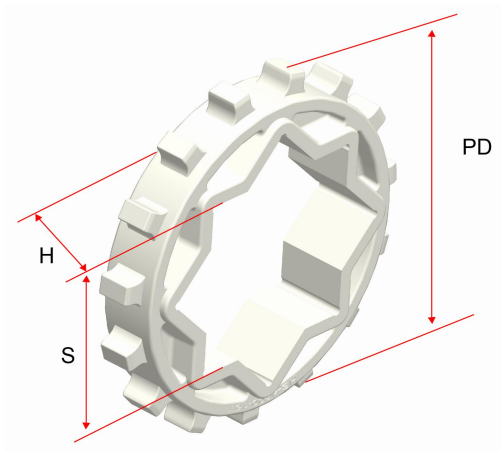
SUS – Stainless Steel



Conveyor Frame Dimensions

Unit : mm

No. Teeth	A (Min.)	B (Min.)	C (Max.)	D (Min.)	T	T1
12	42.15	58.4	40	300	12.5	0.8
15	54.5	70.75	52.25	300		
19-Split	70.9	87.15	68.65	300		



Sprocket Dimensions

Unit: mm

No. Teeth	PD	S	D	H	K
12	96.79	38.2/40.2	40.2	18	12x8
15	121.5	38.2/40.2/60.2/63.5	--	25	--
19-Split	154.3	40.5/50.3/60.3	45.3	35	14x9